



ENROLLMENT TIPS & TRICKS!




Tip #1

When in doubt, enroll in General Education requirements!

If you are a first-year freshman, the majority of coursework during your first year will be GE requirements. There are so many interesting options and taking these courses is just as productive as major coursework.

Check out the [Frosh 2023 Course Highlights!](#)



Tip #2

Courses like PSYC 1, PSYC 20, and PSYC 100 are high-demand courses with limited seats available. At any given time they may have a gating system applied to them, which reserves some spots for specific student populations, such as incoming Frosh and Transfers. If you're unable to enroll in these courses initially, don't worry! Keep an eye on the enrollment system, as gates may lift, allowing more students to register as the enrollment period progresses.



Tip #3

If a PSYC course is full when you try to enroll, don't lose hope! Make sure to join the waitlist for the course. Waitlisting gives you a chance to secure a spot if someone drops the course later on. Remember, waitlisting does not guarantee enrollment, so have backup options. If you are not enrolled by the first week of instruction, plan to attend the class and acquire a permission code.

